



Mongolia:
Enhancing Resource
Management through
Institutional Transformation

Best practices for Environmental Permits

TA Carmen Gagnon
June 2018



Who am I?

Carmen Gagnon, Technical Advisor from NGO CESO Canada
(Canadian Executive Services for Organisation)



Retired since 2010. Still working as IT consultant.

Volunteer for CESO since 2007 (IT specialist in system development, database, website and work organisation).

51 assignments in Asia, Africa, South America and Indigenous communities across Canada.

From Montreal, Quebec, Canada. First language French.

2 major passions: IT and travel.

More info on site.voyagine.com



Outline

1. Best practices for Permitting system
2. Case studies
3. Flowcharts of the Permitting Procedure
4. What's next?



Guiding Principles of Effective Environmental

Permitting System

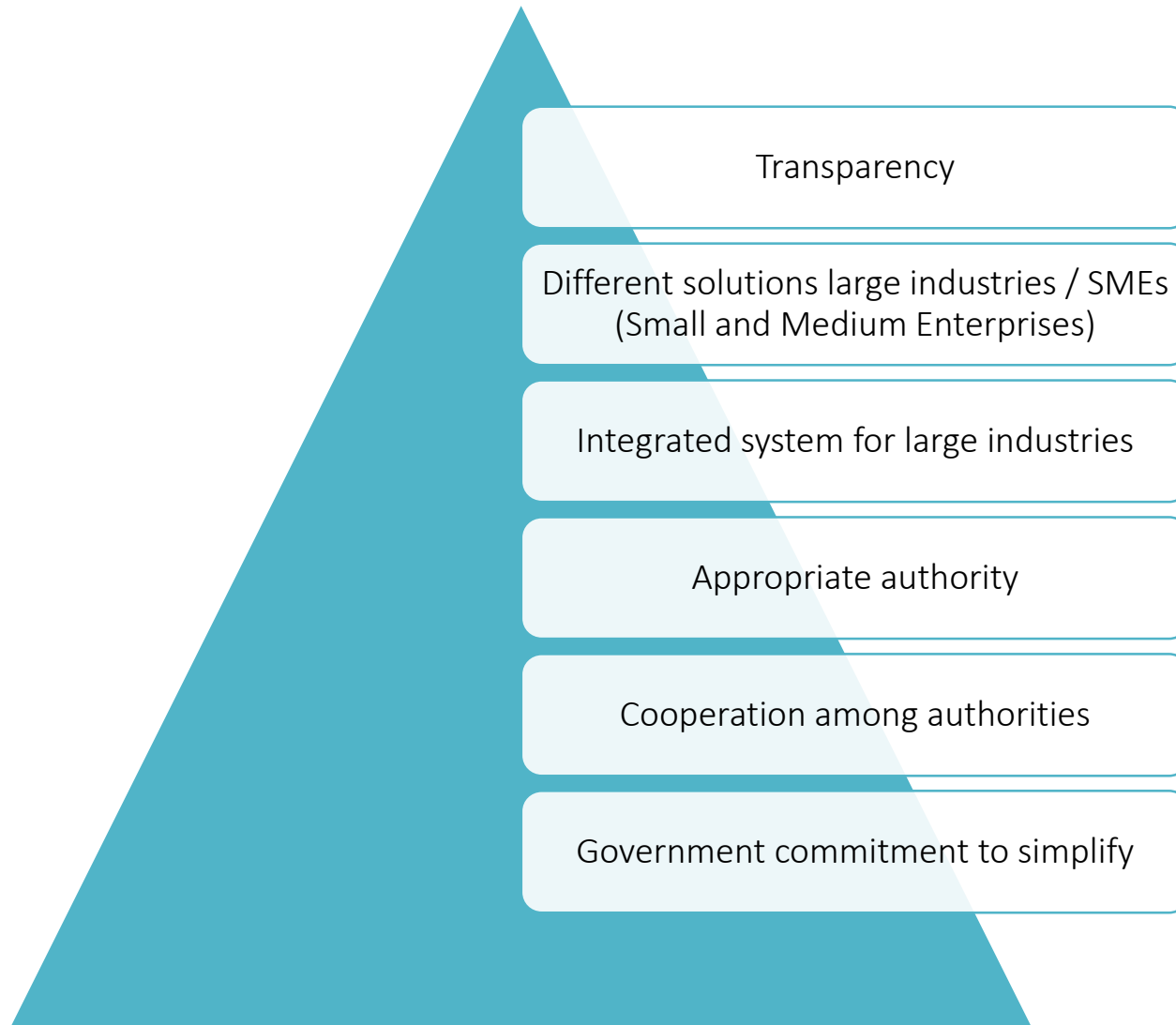
Organisation For Economic Cooperation and Development

The mission of the Organisation for Economic Co-operation and Development (OECD) is to **promote policies** that will improve the economic and social well-being of people around the world.

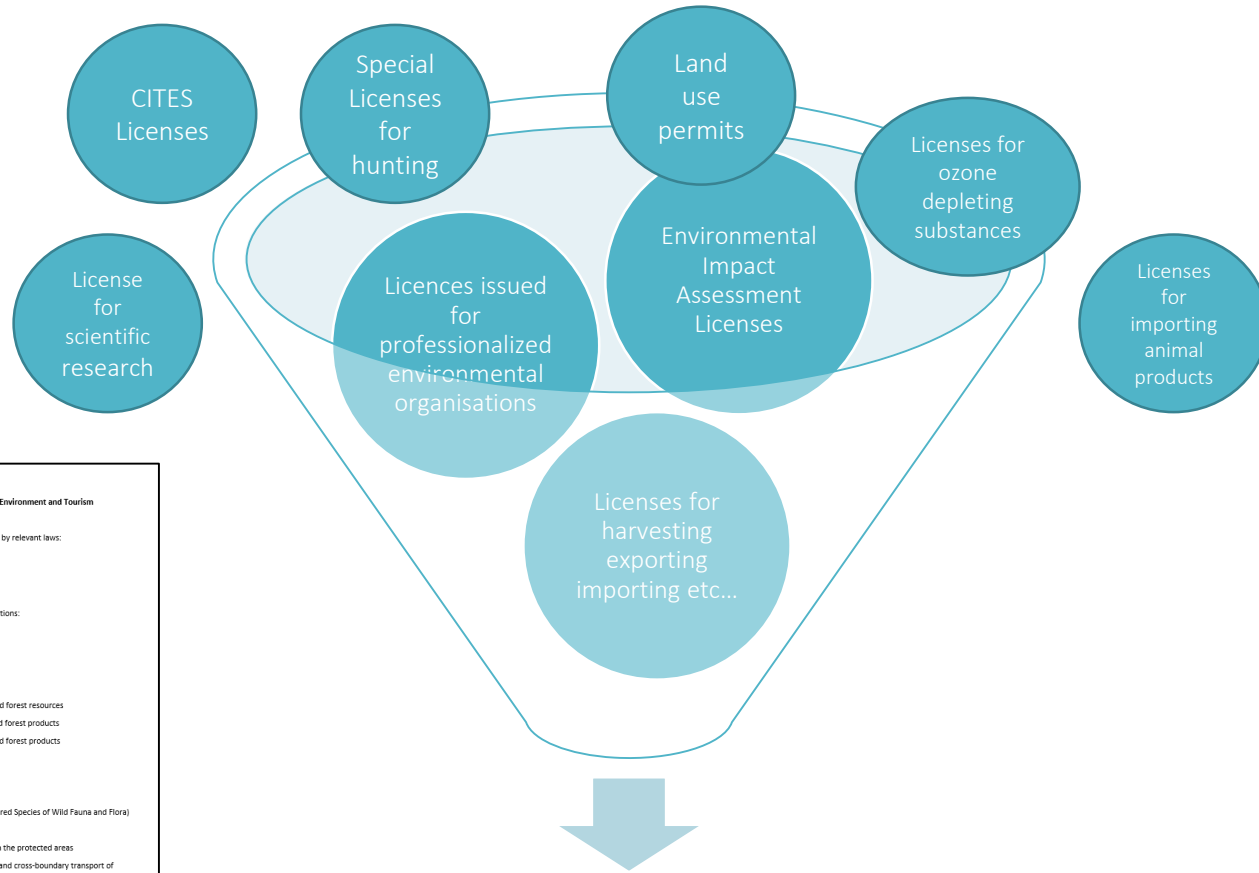
Best practices



Fundamentals



Integrated



List of special permits, issued by the Ministry Environment and Tourism

Issuance of environmental licenses mandated by MET as governed by relevant laws:

1. Environmental Impact Assessment Licenses:
 - 1.1 General Environmental Impact Assessment
 - 1.2 Detailed Environmental Impact Assessment
 - 1.3 Environmental auditing
2. Licenses issued for professionalized environmental organizations:
 - 2.1 Forest
 - 2.2 Water
 - 2.3 Natural Plants
 - 2.4 Wildlife
 - 2.5 Underground resources
 - 2.6 Hydro-meteorological monitoring
3. Licenses for harvesting natural plants, timber, and non-wood forest resources
4. Licenses for exporting natural plants, timber, and non-wood forest products
5. Licenses for importing natural plants, timber, and non-wood forest products
6. Licenses for exporting for animal products
7. Licenses for importing animal products
8. Special licenses for hunting
9. CITES license (Convention on International Trade in Endangered Species of Wild Fauna and Flora)
10. Land use permits in and around Protected Areas
11. Licenses for undertaking scientific researches/studies within the protected areas
12. License for importing, exporting, exploiting, manufacturing and cross-boundary transport of hazardous and toxic chemicals
13. Producing and import licenses for ozone depleting substances
14. Licenses for exporting, importing, growing/manufacturing and transporting genetically modified organisms
 - 14.1 Domestic production
 - 14.2 Exported products

Integrated Permitting System

Requirements

- ✓ Clear requirements
- ✓ Technical guidance
- ✓ Site-specific decision
- ✓ General rules for SMEs

BAT +
Improvement
Programme

Emission
values

Monitoring

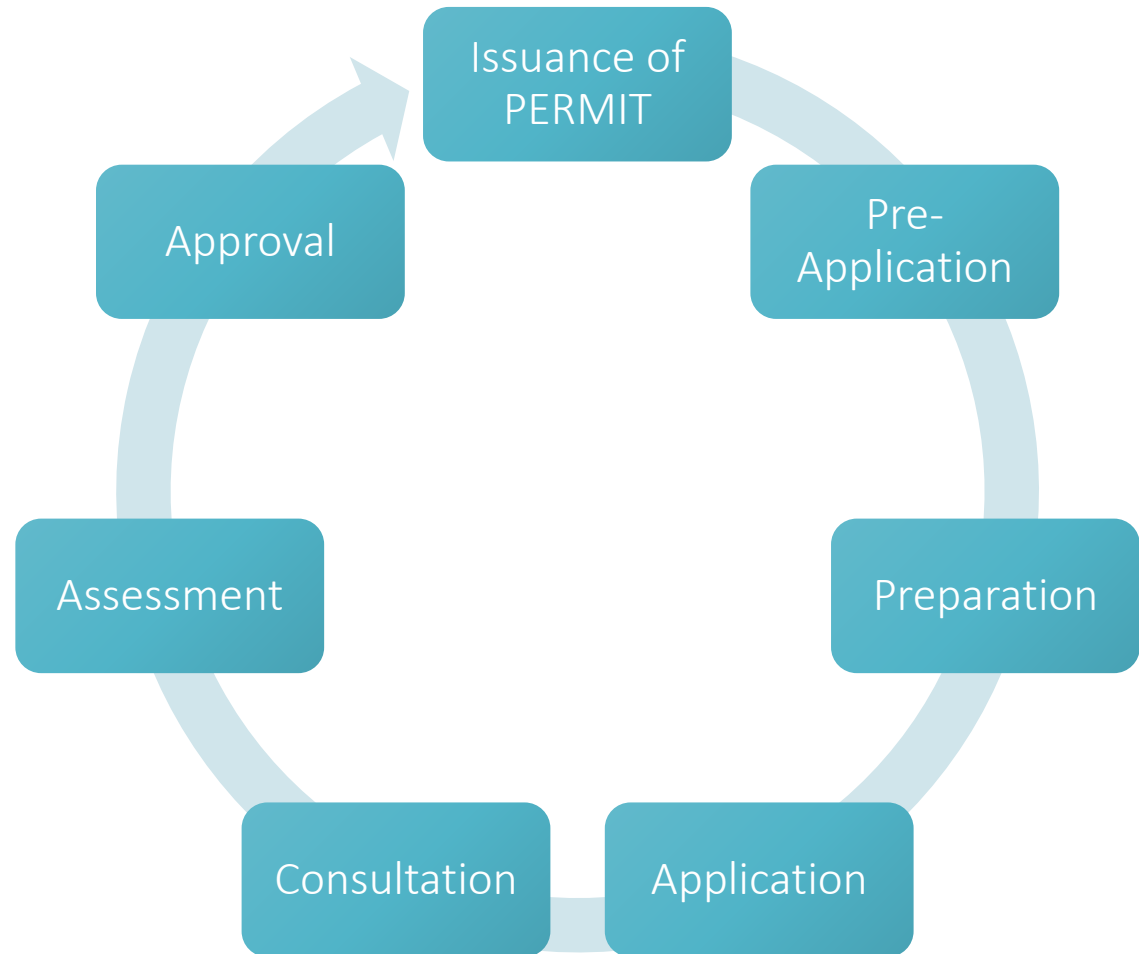
How to report
accident

Payment
taxes/charges

Validity and
Renewal

Process

- ❖ Transparency
- ❖ Time limit
- ❖ Long validity

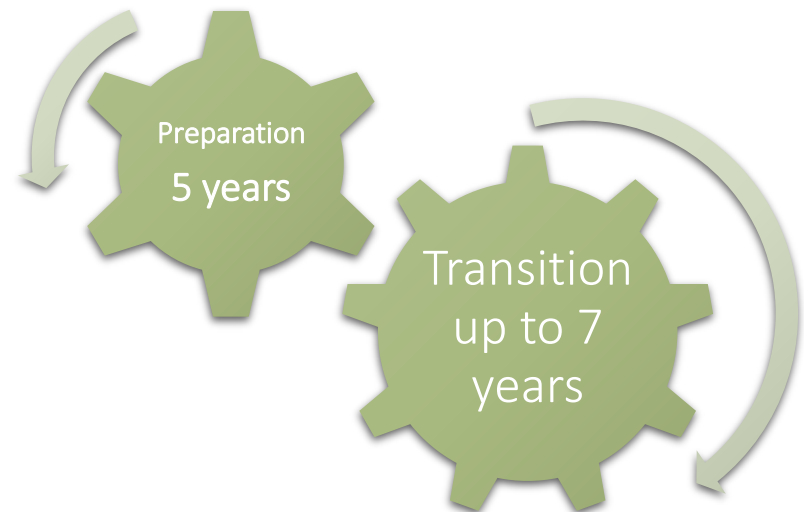


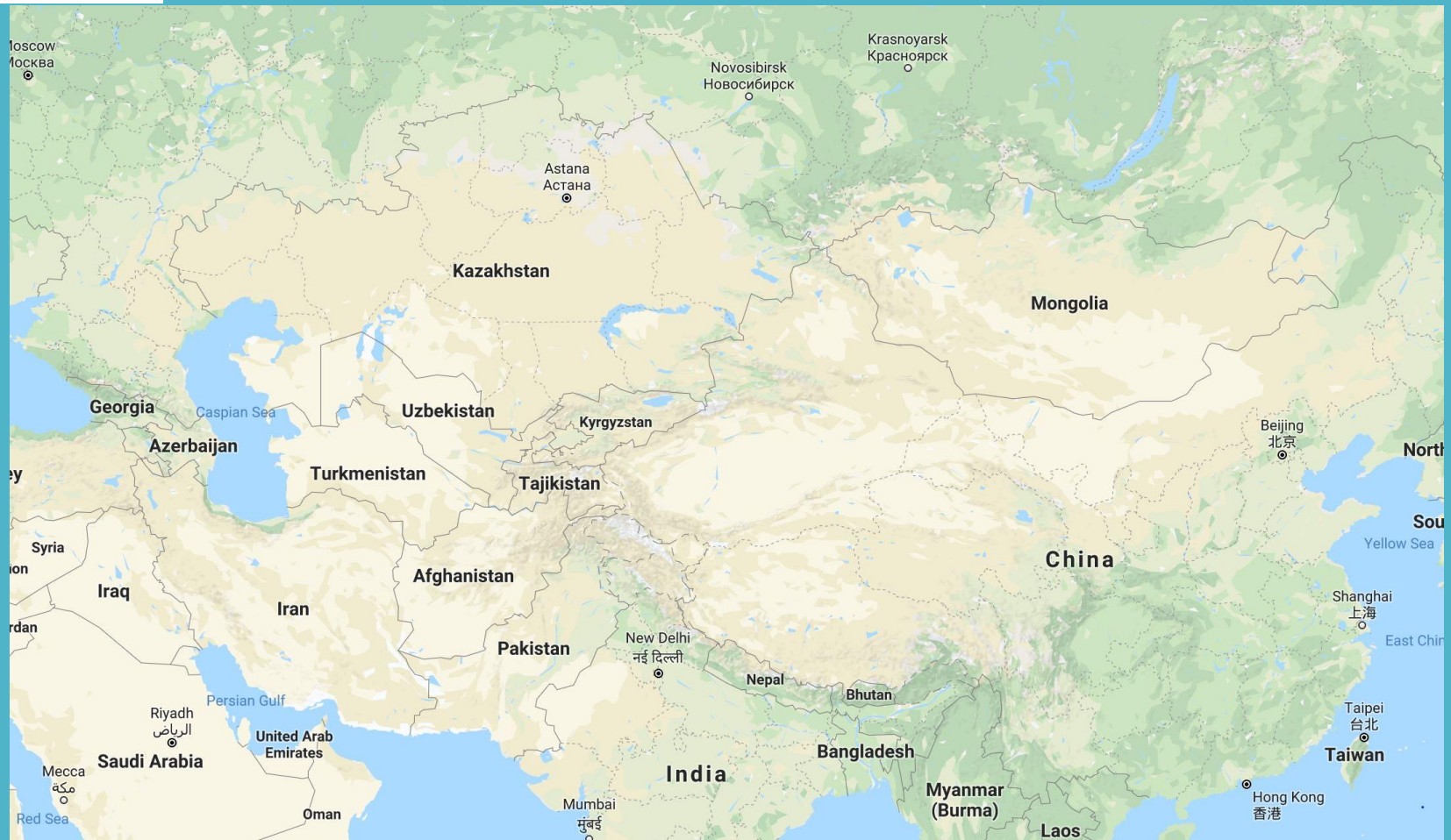
Stages or status

Stage	Description
Pre-Application	Meeting for mutual understanding Appropriate documentation are exchanged.
Preparation	Filling application form + technical guidance Permit register record open (keep discussions, telephone and correspondence)
Application	If admissible → checklist If not admissible → advice and appropriate actions
Consultation	Other authorities and public are consulted Public notice (except if confidential)
Assessment	Permit team assessment
Approval	Approved by each level of authority
Issuance	Issuance or refusal Renewal process

Transition

- Implementation strategy
- Scope → List of industrial sectors, Inventory of installations
- Help industries to manage the changes
- Set priorities → more impact
- Institutional and legal aspect
- Prepare human resources and \$
- Pilot project





Case studies – Georgia and Kyrgyzstan

Case studies

Georgia

184 facilities → integrated permit

Revision of legislation

Add technical experts to structure

Cooperation and/or integration authorities

Kyrgyzstan

203 facilities → integrated permit

Scope = hard work

Creation of a division for permitting

Integration of authorities

↑ Government ↑
Strong Leadership



1. Pre-application Activities
2. Receipt and Initial Check of Application
3. Consultation
4. Assessment and Determination of Permit Conditions



Flowcharts of
the Permitting
Procedure
and monitoring
in the system

Pre-application activities

Pre-application Activities

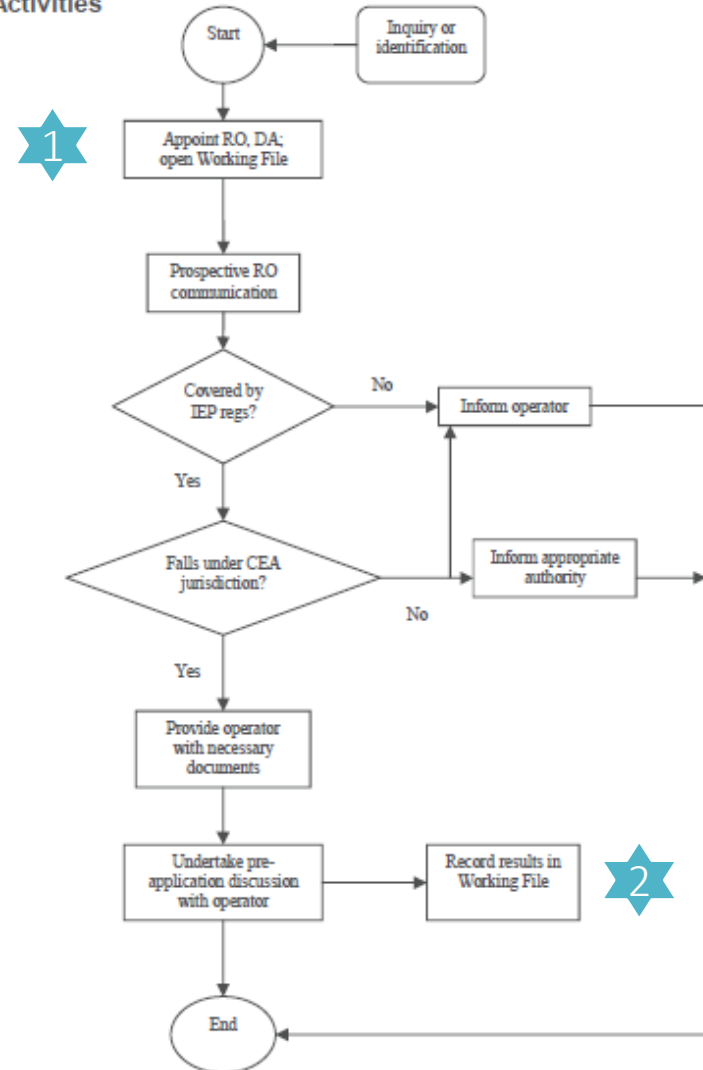
In the system

(1) Creation of the application for permit

Status = pre-application

(2) Email, phone calls, documents attached to the application

RO Responsible Official
DA Designated Administrator
IEP Integrated Environmental Permit
CEA Competent Environment Authority



Receipt

In the system

(3) Continue Working File
Status = Application

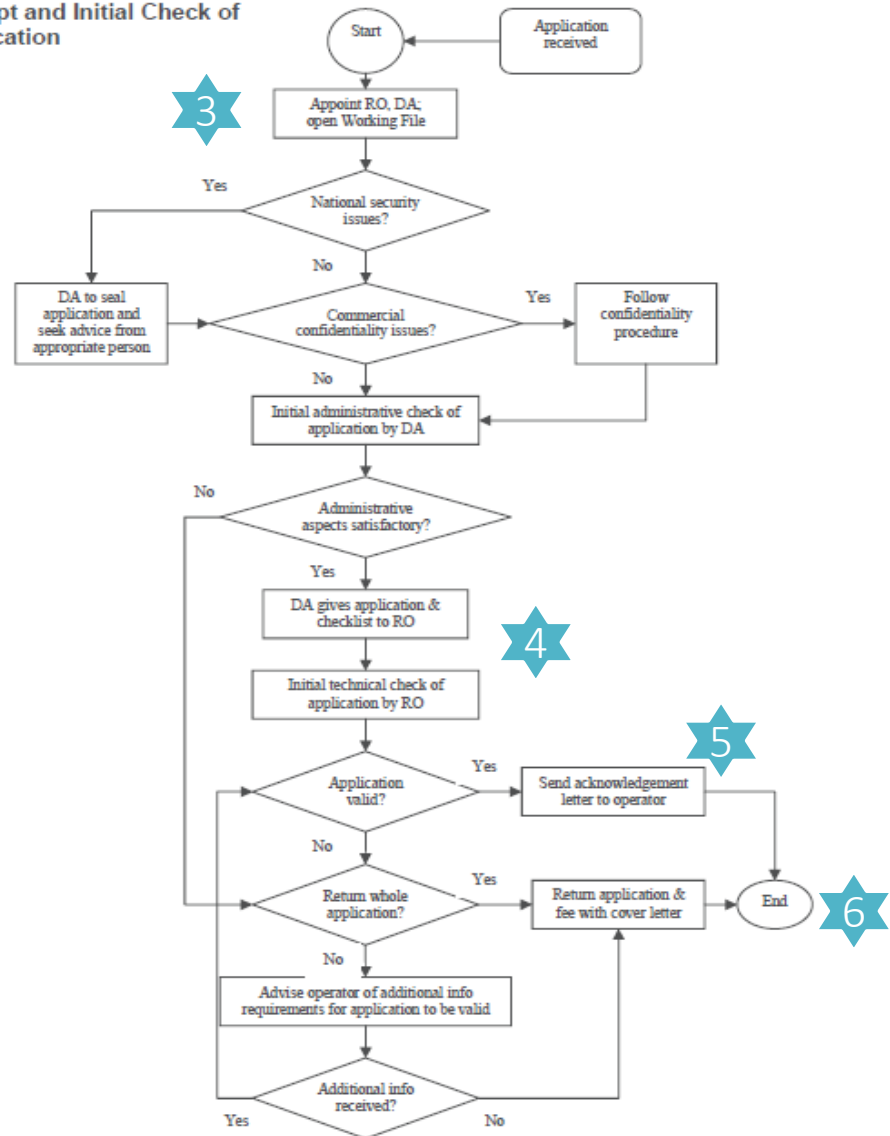
(4) Checklist

(5) Send letter

(6) Change status to
Consultation

RO Responsible Official
DA Designated Administrator
IEP Integrated Environmental Permit
CEA Competent Environment Authority

Receipt and Initial Check of Application



Consultation

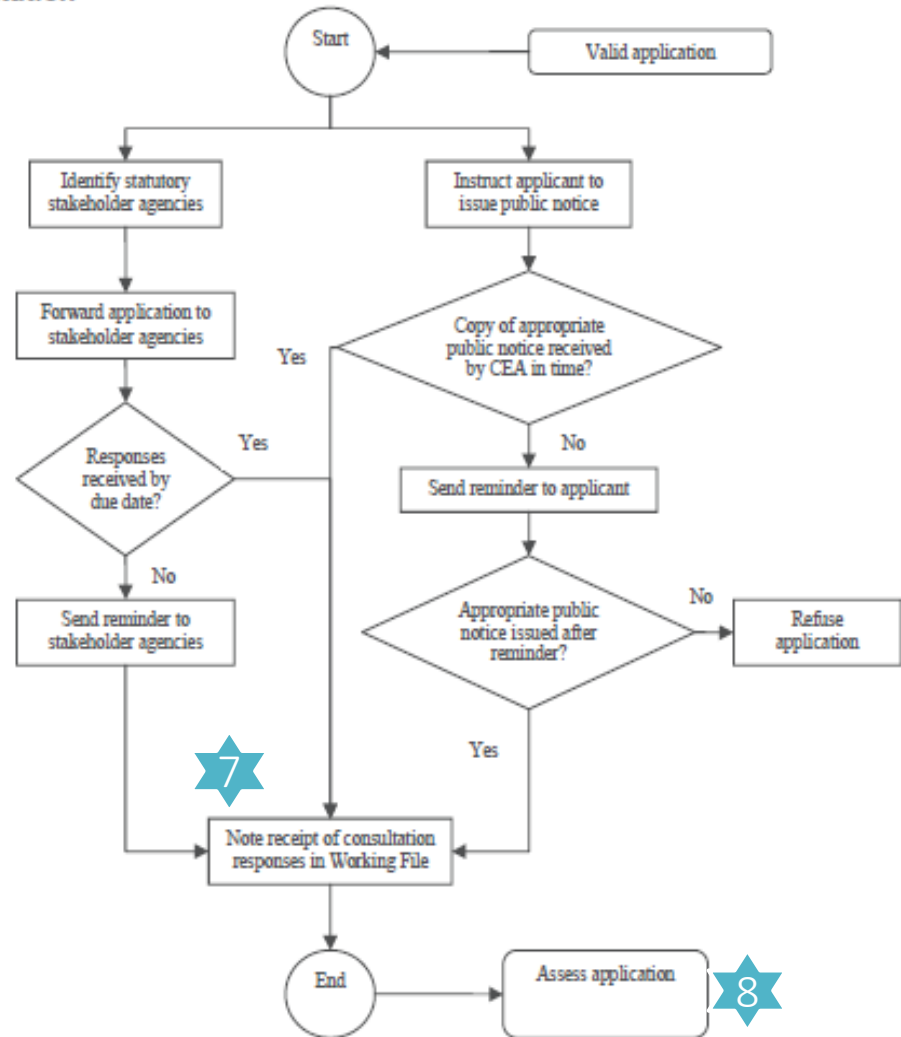
In the system

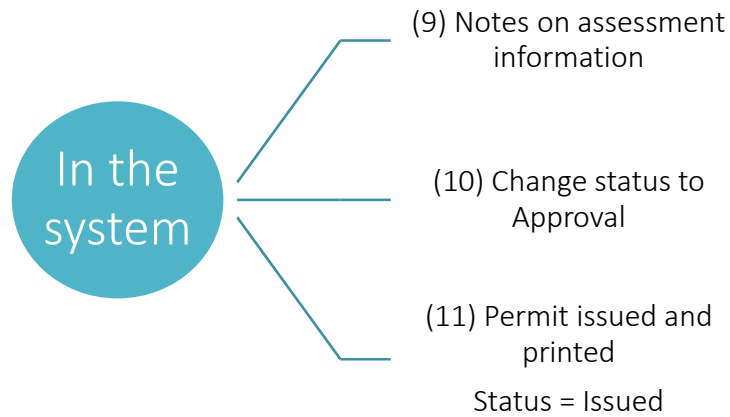
(7) Attach receipt of consultation

(8) Change status to Assessment

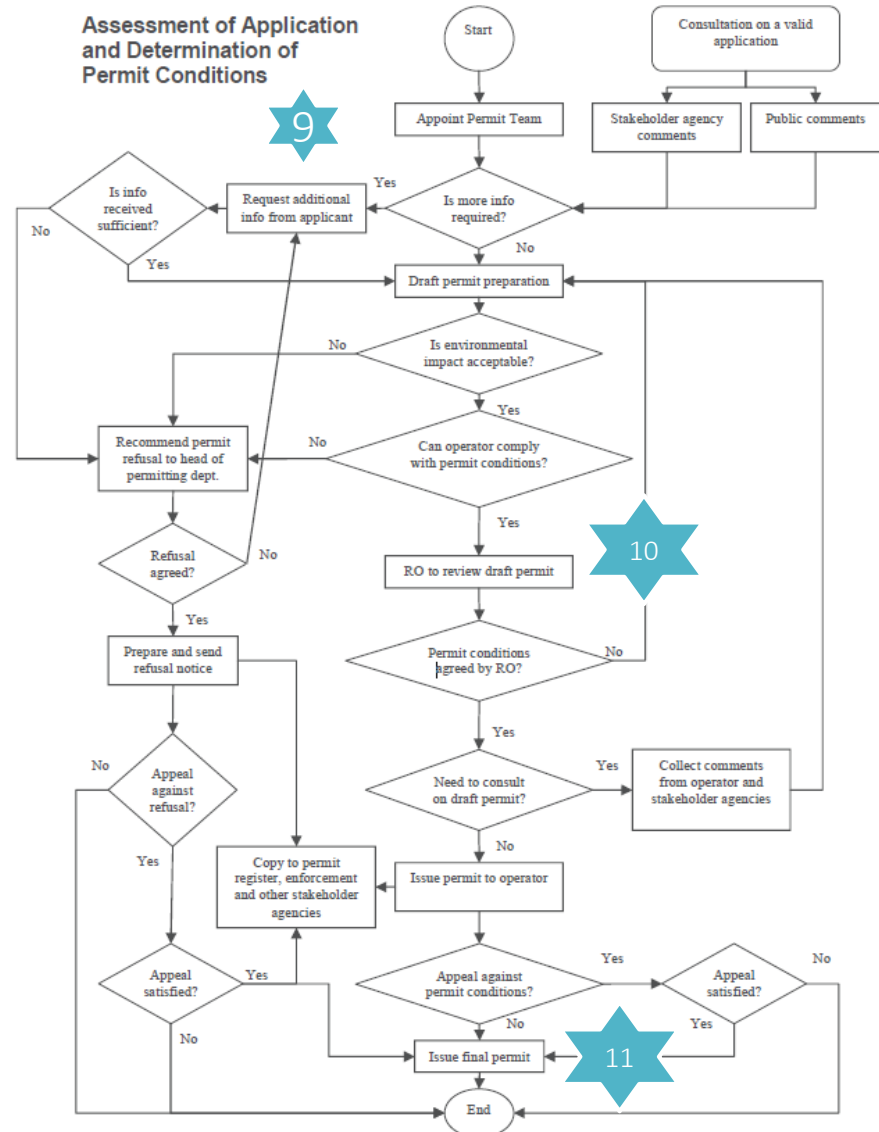
RO Responsible Official
DA Designated Administrator
IEP Integrated Environmental Permit
CEA Competent Environment Authority

Consultation





RO Responsible Official
DA Designated Administrator
IEP Integrated Environmental Permit
CEA Competent Environment Authority





What's next?

- Meetings with all departments involved in the permits
- Questionnaire
- Approval of the process
- Preparation of the Request for Proposal
- Meetings with IT consultants
- Merci! Thank you!
Баярлалаа!